

Temperature range*	2°C to 8°C
Temperature uniformity	± 1°C
Temperature control at sensor	± 0.2°C
Control resolution	± 0.1°C
Cooling/Heating type	Thermoelectric/Peltier driven-for heating/Cooling
Chamber Volume in Cu. Ft	43.2 cu.ft
External Dimension-LXWXH	51"×31"×81" (refer to drawing)
Internal Dimension-LXWXH	47" x 27" x 60" (refer to drawing)- height includes plenum which is 5"H.
Shelf dimension	23.5" x 24.5"
Cabinet specs	Stainless interior and exterior construction
Lights	LED light
Electrical requirement	115V/60hz/1ph, Unit plugs into standard wall outlet.
Shelf quantity, type	6 per chamber/ additional shelves available, wire shelf- PVC coated with 4 installation clips. Shelf capacity- 100 lbs distributed load.
Weight specs	Chamber weight- 340 lbs Shipping weight- 390 lbs

*Specifications are based on 20°C ambient and standard voltage. Specifications are subject to change without notice.

Chamber options:

- Chart recorder
- Additional shelving
- Extended temperature ranges

Chamber features:

This cold storage stability refrigerator capable of performing in wide temperature range (2°C to 8°C) with precise temperature control over the entire range. The chamber can be used in wide range of application in various industries from **pharmaceutical cold storage** to aviation. The chamber comes standard with temperature range capabilities of 2° C to 8° C with control of temperature at sensor of ±0.2° C and uniformity inside chamber of ±1.0° C. With **optional extended temperature up to 30°C**.

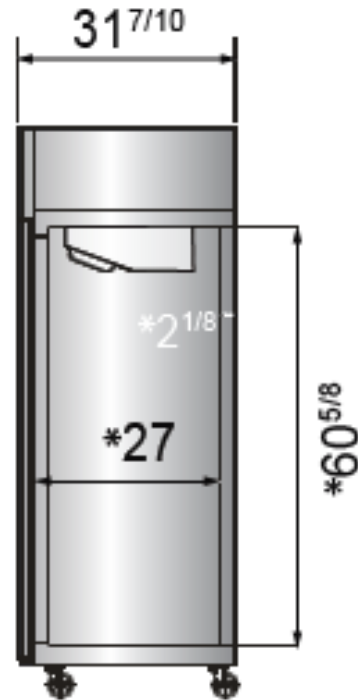
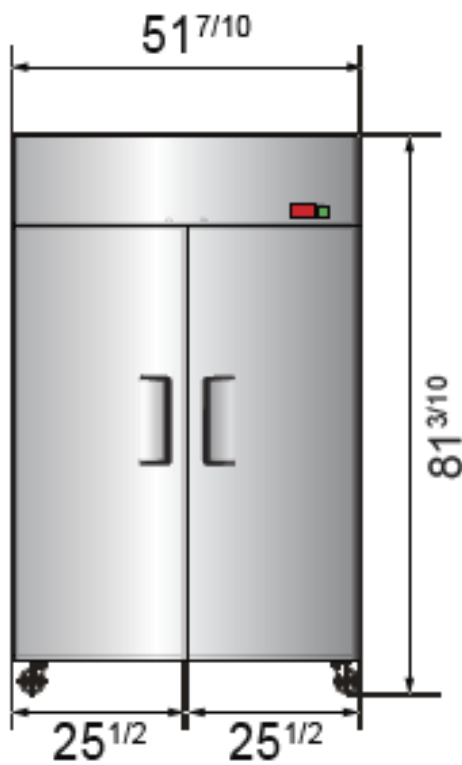
This chamber has the highest level of performance, and precise temperature control and uniformity, they are perfect for many cold storage needs. Chamber has 2" thick CFC free insulation providing good thermal gradient. Door locks are standard in doors. Chambers comes with 2" access port with insulation plug. Chamber also includes pre-installed casters capable of supporting 150-200lbs per caster.

Chamber uses thermoelectric assembly for heating and cooling. This type of cooling/heating system completely eliminates need for conventional refrigeration system and failures due to mechanical components such as compressors thereby drastically increasing the life expectancy of each chamber. Maintenance cost is also lowered by the thermoelectric/Peltier driven heating/cooling system. The chamber is quiet in operation. Back wall plenum on chambers ensures uniform distribution of conditioned air. Chamber temperature setpoints are tightly controlled using PID controller.

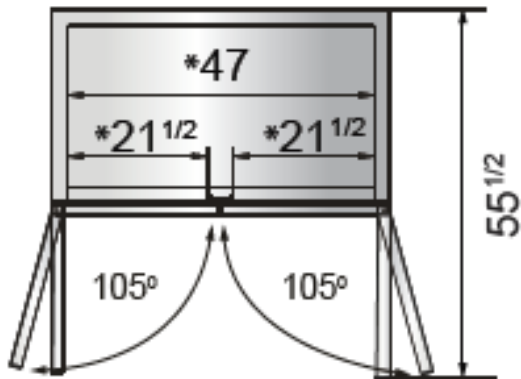
Standard Temperature control features:

- RS485 panel mount-usb cable interface
- Simplifies Controller Management with Easy-to-Operate Graphic User Interface
- Provides Access to Advanced Scripting Capabilities
- Visually interpret thermal data
- Control access via software, export data in csv format
- 2 programmable alarm

Technical drawings



*Interior Dimensions



SELF-CLOSING
AND STAY OPEN
DOOR FEATURE